


# D.I.Y. (DO IT YOURSELF) KENNEL COMFORTER

**Materials Needed:** Soft fabric, batting, sewing machine, scissors.

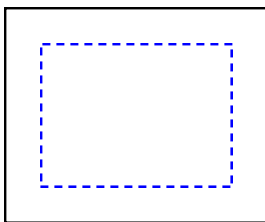
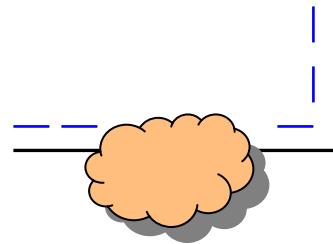


- 1) Cut your fabric into 1 of 4 size dimensions:
- 12" x 16"
  - 16" x 20"
  - 19" x 22"
  - 24" x 32"



- 2) Sew the seams around the square leaving a gap. Turn fabric inside-out. Stuff with batting distributing evenly.

- 3) Sew gap closed and smooth Comforter. Sew an additional square about 1-inch in to secure batting. Clean up loose threads.



Drop off or Mail your finished donation to:

JCARL  
5411 LIBERTY AVENUE  
NEWTON, IA 50208