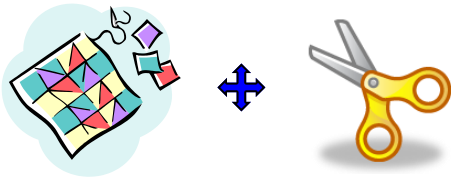


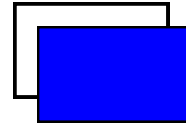
D.I.Y. (DO IT YOURSELF) NO SEW DOG BED

MATERIALS NEEDED:

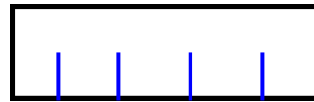
Fleece & Scissors



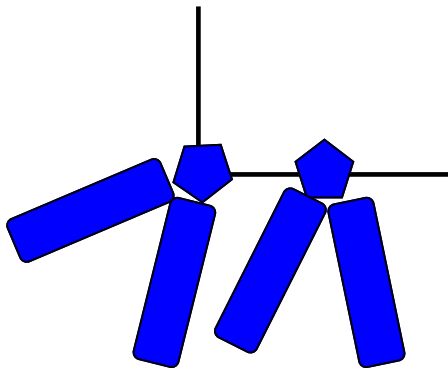
1) Cut two 48" x 26" rectangles.
Align the two pieces on top of each other.



2) Cut 1" thick strips around the entire fabric slicing both layers at once.



3) Take one strip from the top layer and tie it to the corresponding strip beneath, creating a secure knot.



Mail or bring your finished donation to:

JCARL
5411 LIBERTY AVENUE
NEWTON, IA 50208